

Scaled data based on original data using  
LM-79-08 Approved Method: Electrical and Photometric Measurements of Solid-  
State Lighting Products

Test Report Prepared for  
Cooper Lighting Solutions  
(formerly Eaton)

Brand: INVUE

Report Number: P139438

Luminaire Tested: **ENT-E01-LED-E1-BL2-8030**

Issue Date: 03/03/2020

**Test Information**

Test Method: LM-79-08  
Report Number: P139438  
REPORT IS SCALED FROM IESNA LM-79-08 TEST DATA (P33644)  
Test Lab: INNOVATION CENTER-P3  
Issue Date: 03/03/2020  
Manufacturer: COOPER LIGHTING SOLUTIONS (FORMERLY EATON)  
Product Line: INVUE  
Catalog Number: ENT-E01-LED-E1-BL2-8030  
Description: ENTRI LED LUMINAIRE  
(1) LIGHTBARS WITH AccuLED OPTICS - TYPE 2  
Light Source: (21) 3000K CCT, 80 CRI LEDs  
Ballast/Driver: -

**Summary**

Lumens per Lamp: N/A  
Luminaire Lumens: 2310.9 lumens  
Efficiency: N/A  
Efficacy: 93.6 lumens/watt  
Luminous Opening: Rectangular (W 1' x L: 0.17' x H: 0')  
IES Classification: Type II - Short - Semi-Cutoff  
BUG Rating: B1 - U0 - G1

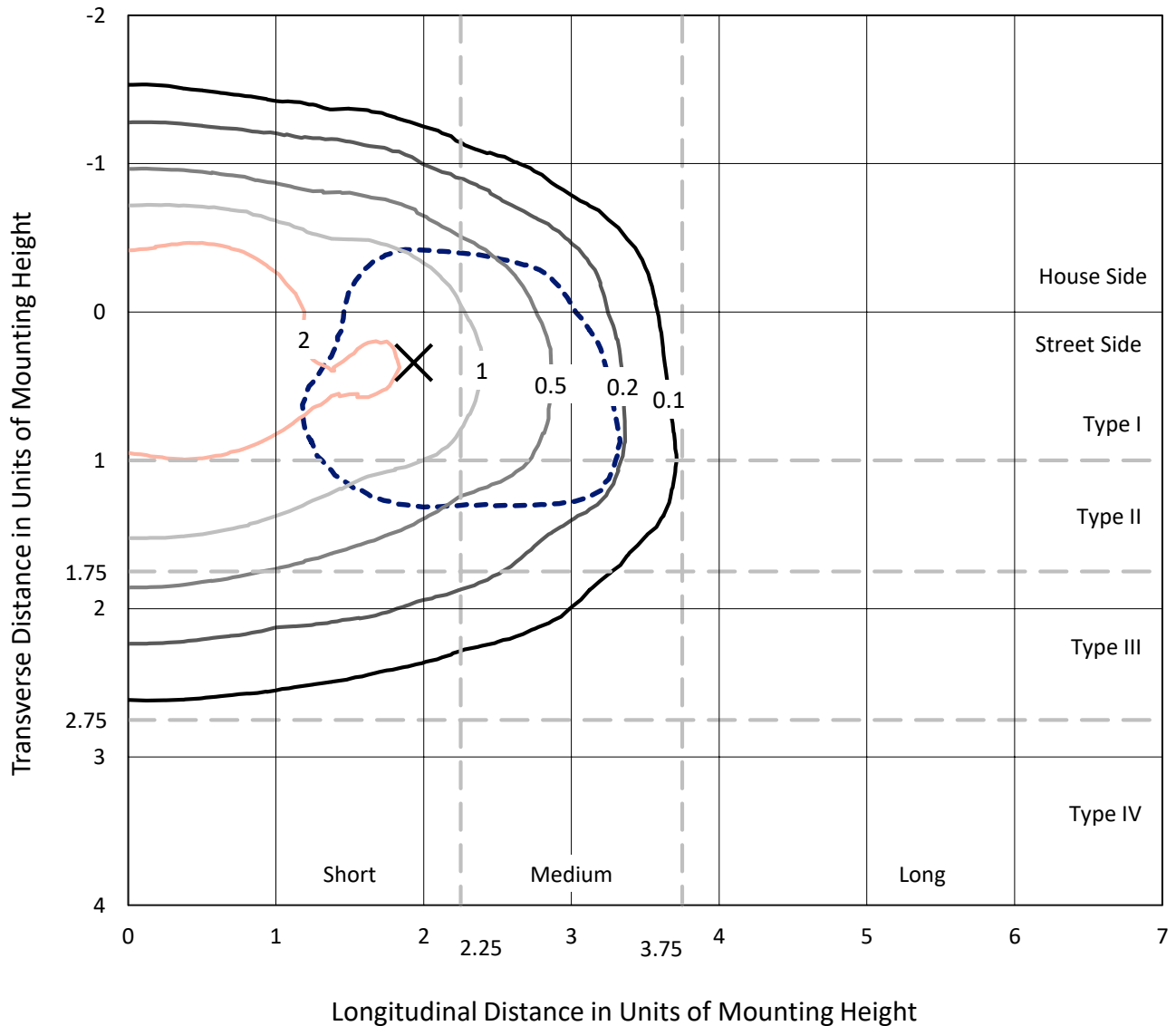
Input Watts (W): 24.7  
Input Voltage (V): NR  
Input Current (Ain): NR  
Voltage Rise (V): NR  
Power Factor: NR  
Total Harmonic Distortion (THDi): NR  
Frequency (hertz): 60  
Stabilization Time: NR  
Operation Time: NR  
Ambient Temperature (°C): NR  
Test Distance: 25 FT



REPORT NUMBER: P139438  
 CATALOG NUMBER: ENT-E01-LED-E1-BL2-8030

### Iso-Footcandle Lines of Horizontal Illumination

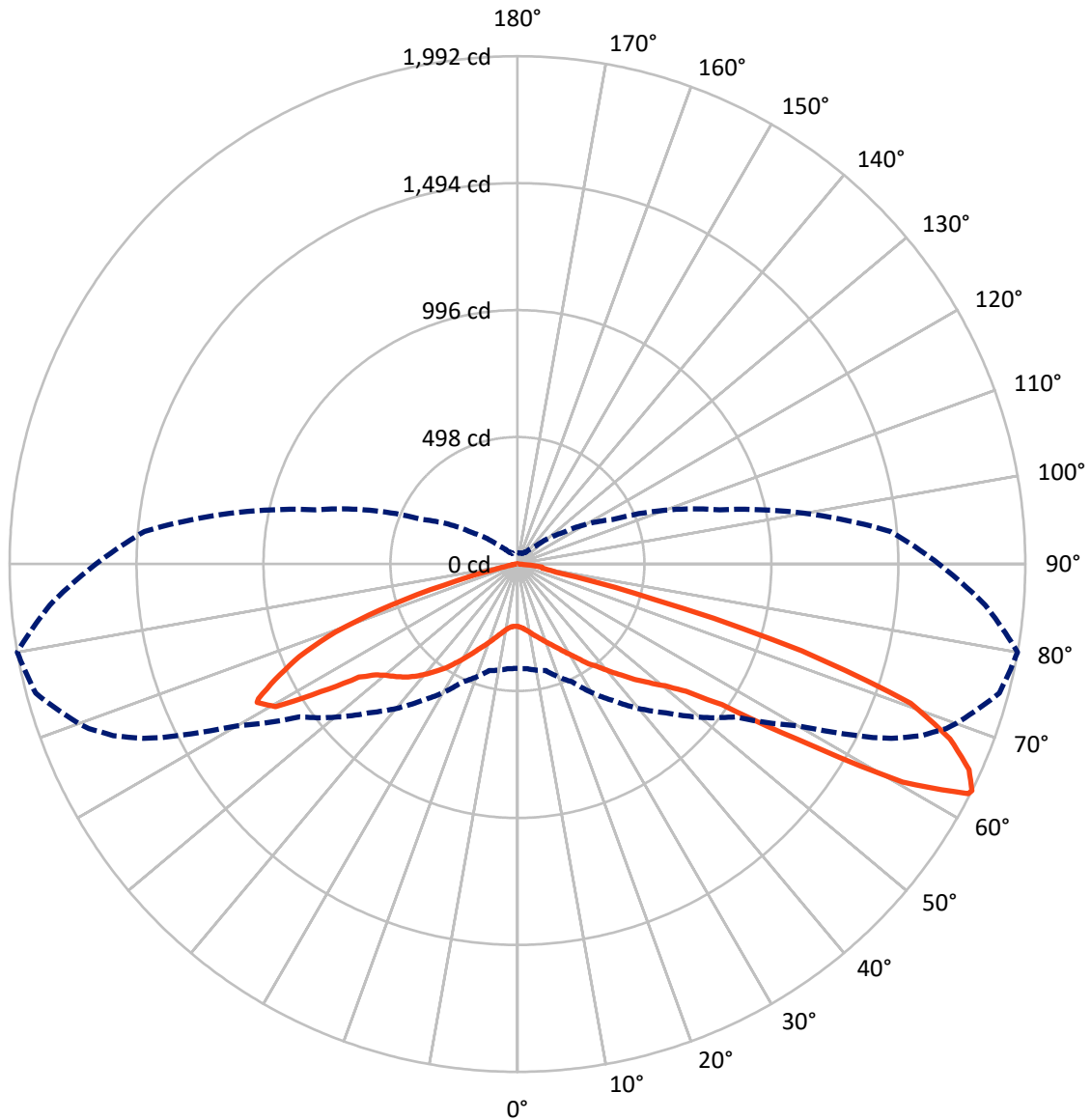
✕ Max cd  
 - - - 1/2 Max cd



Based on 10 foot mounting height. Maximum calculated value = 3 fc  
 Type II - Short - Semi-Cutoff

REPORT NUMBER: P139438  
CATALOG NUMBER: ENT-E01-LED-E1-BL2-8030

### Luminous Intensity Polar Plot



— Vertical Plane Through 80-Deg Lateral    - - - Horizontal Cone Through 63-Deg Vertical

REPORT NUMBER: P139438

CATALOG NUMBER: ENT-E01-LED-E1-BL2-8030

**FLUX DISTRIBUTION:**

		Downward	Upward	Total
<b>House Side</b>	Lumens	719.7	0.0	719.7
	% Fixture	31.1	0.0	31.1
<b>Street Side</b>	Lumens	1591.2	0.0	1591.2
	% Fixture	68.9	0.0	68.9
<b>Total</b>	Lumens	2310.9	0.0	2310.9
	% Fixture	100.0	0.0	100.0

**Coefficient of Utilization**

**ZONAL LUMENS:**

Zone	Lumens	% Fixture
0°-10°	24.5	1.1
10°-20°	84.1	3.6
20°-30°	158.1	6.8
30°-40°	250.9	10.9
40°-50°	378.7	16.4
50°-60°	532.4	23.0
60°-70°	621.1	26.9
70°-80°	240.1	10.4
80°-90°	20.9	0.9
90°-100°	0.0	0.0
100°-110°	0.0	0.0
110°-120°	0.0	0.0
120°-130°	0.0	0.0
130°-140°	0.0	0.0
140°-150°	0.0	0.0
150°-160°	0.0	0.0
160°-170°	0.0	0.0
170°-180°	0.0	0.0
0°-90°	2310.9	100.0
0°-180°	2310.9	100.0



REPORT NUMBER: P139438

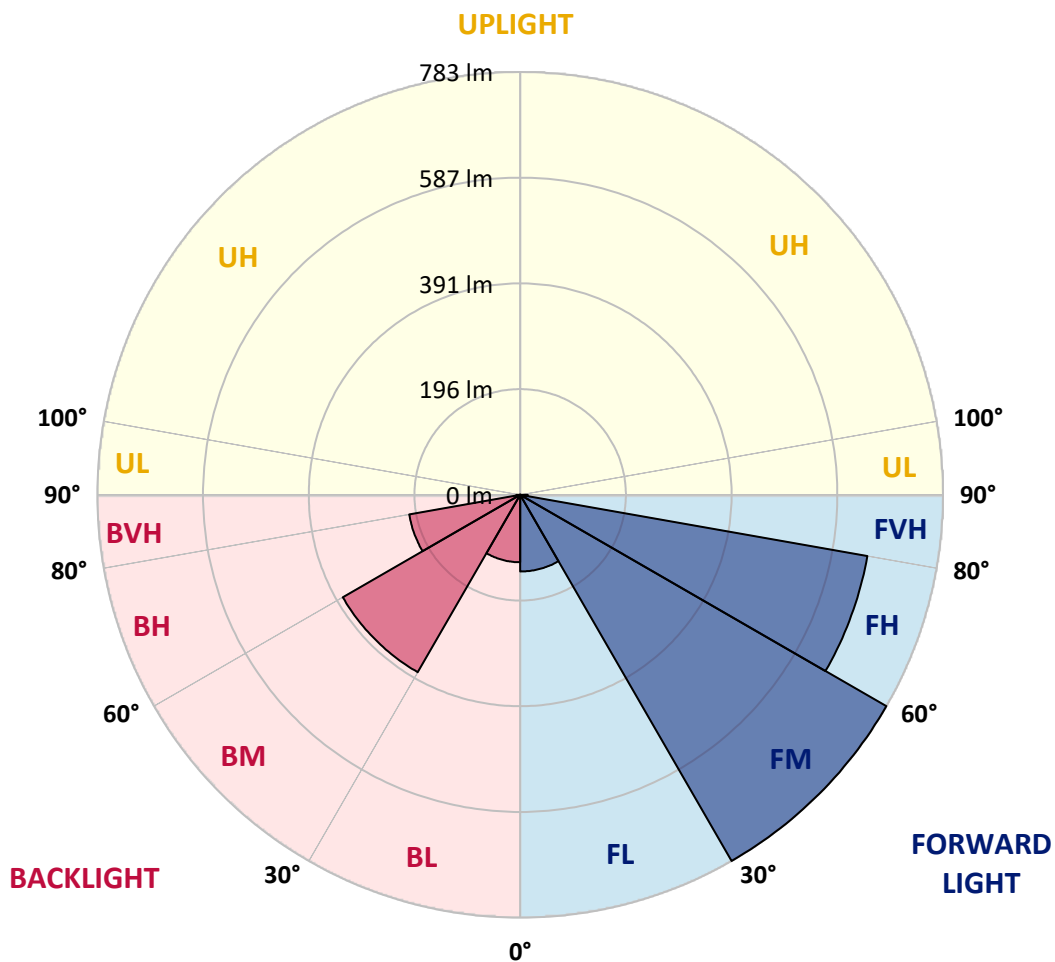
CATALOG NUMBER: ENT-E01-LED-E1-BL2-8030

**LUMINAIRE CLASSIFICATION SYSTEM LUMEN TABLE AND BUG RATING:**

Zone	Lumens	% Fixture	Zone Rating/Lumen Limit		
			B	U	G
FL (0°-30°)	141.9	6.1			
FM (30°-60°)	782.8	33.9			
FH (60°-80°)	652.6	28.2			G0/660
FVH (80°-90°)	13.9	0.6			G1/100
BL (0°-30°)	124.8	5.4	B1/500		
BM (30°-60°)	379.3	16.4	B1/1000		
BH (60°-80°)	208.6	9.0	B1/500		G1/500
BVH (80°-90°)	7.0	0.3			G0/10
UL (90°-100°)	0.0	0.0		U0/0	
UH (100°-180°)	0.0	0.0		U0/0	

**BUG Rating: B1-U0-G1**

Type II Short





REPORT NUMBER: P139438

CATALOG NUMBER: ENT-E01-LED-E1-BL2-8030

**CANDELA DISTRIBUTION (FULL):**

	0°	5°	15°	25°	35°	45°	55°	60°	61°	62°	64°
0°	244.8	244.8	244.8	244.8	244.8	244.8	244.8	244.8	244.8	244.8	244.8
2.5°	257.0	256.2	256.6	256.2	256.2	255.3	252.8	252.8	252.4	252.8	251.9
5°	270.9	270.5	270.1	269.2	269.2	267.5	263.3	262.5	262.9	262.1	260.4
7.5°	286.5	286.1	285.3	283.6	282.7	280.2	274.3	273.5	273.0	272.2	270.9
10°	302.1	301.7	300.5	298.4	296.2	292.4	286.5	284.4	284.0	283.6	282.3
12.5°	318.2	316.9	317.3	313.5	310.2	305.5	298.8	296.7	296.2	295.8	295.4
15°	335.9	335.5	334.6	329.6	323.2	316.9	310.2	307.6	305.9	306.4	305.9
17.5°	352.8	352.4	349.4	342.2	333.8	326.6	318.2	316.5	316.5	316.1	316.1
20°	365.0	364.6	361.7	352.8	341.8	333.8	327.0	327.0	326.6	327.0	327.5
22.5°	370.5	370.5	366.7	357.0	345.2	339.3	337.2	338.4	338.9	339.3	340.1
25°	372.6	372.6	368.8	357.4	346.5	347.3	349.8	351.9	352.8	352.8	355.7
27.5°	376.4	376.8	371.8	359.5	350.7	358.7	365.0	368.0	369.2	370.1	373.9
30°	387.8	387.4	383.2	370.1	363.3	374.7	386.1	389.1	392.0	392.0	396.3
32.5°	404.7	404.3	401.7	391.6	388.7	403.0	413.1	419.5	419.0	419.9	422.8
35°	427.1	427.5	429.2	426.6	429.2	443.5	454.9	457.4	457.9	458.3	458.7
37.5°	452.4	452.8	462.1	470.1	481.5	502.6	509.3	510.6	507.7	507.7	506.8
40°	471.4	473.5	494.2	515.3	539.3	568.0	578.1	575.6	573.5	571.8	566.7
42.5°	510.2	511.5	533.4	563.8	597.5	637.2	654.9	646.5	646.1	638.5	634.7
45°	549.0	552.4	576.0	610.2	650.7	705.6	731.7	724.6	723.3	719.9	709.4
47.5°	579.8	584.5	610.6	651.1	697.6	760.9	807.7	812.8	809.8	806.0	797.6
50°	606.0	609.8	636.4	680.7	733.9	803.1	870.2	888.3	890.8	889.1	887.0
52.5°	622.9	626.7	652.8	700.1	754.9	834.3	916.6	952.4	960.0	959.6	968.5
55°	623.3	627.5	654.5	706.4	766.8	855.8	959.6	1016.2	1025.4	1036.8	1055.8
57.5°	600.1	604.3	638.1	698.0	770.1	872.7	1001.4	1101.0	1126.3	1148.7	1201.0
60°	535.5	537.2	574.3	654.5	754.1	868.9	1033.0	1174.0	1209.9	1258.4	1342.8
62.5°	436.3	439.7	462.5	540.6	679.4	835.6	1045.7	1255.4	1314.5	1385.4	1520.4
63°	408.9	411.9	433.0	510.2	654.1	825.0	1045.3	1268.5	1333.5	1406.5	1552.1
65°	315.7	316.5	332.1	390.3	536.8	748.2	1022.5	1250.0	1332.2	1417.5	1570.2
67.5°	254.5	257.4	273.0	314.0	424.1	628.4	920.4	1082.8	1139.0	1222.9	1404.8
70°	199.2	204.2	219.0	265.4	361.7	506.0	774.4	903.9	938.5	978.6	1133.1
72.5°	131.7	132.9	135.5	161.2	252.4	393.7	644.4	732.6	746.1	774.8	850.3
75°	62.0	66.7	70.5	83.6	122.0	257.8	467.1	520.3	536.4	566.3	593.7
77.5°	27.0	26.6	28.3	38.4	64.1	114.8	290.8	384.4	389.9	383.2	371.4
80°	8.4	8.9	9.3	10.1	20.3	54.9	125.8	258.3	285.3	303.4	298.4
82.5°	0.8	0.4	1.3	2.5	4.2	8.0	47.3	121.1	152.3	186.9	231.3
85°	0.0	0.0	0.4	0.4	0.8	1.7	3.0	12.7	21.1	24.5	48.5
87.5°	0.0	0.0	0.4	0.4	0.8	1.3	1.3	1.7	1.7	1.7	1.7
90°	0.0	0.0	0.0	0.0	0.0	0.0	0.0	0.0	0.0	0.0	0.0



REPORT NUMBER: P139438

CATALOG NUMBER: ENT-E01-LED-E1-BL2-8030

**CANDELA DISTRIBUTION (continued):**

	65°	66°	67°	68°	69°	70°	75°	80°	85°	90°	95°
0°	244.8	244.8	244.8	244.8	244.8	244.8	244.8	244.8	244.8	244.8	244.8
2.5°	251.5	251.5	250.7	251.1	250.7	250.7	249.8	249.0	248.6	246.4	245.2
5°	260.4	260.4	259.9	259.1	259.1	258.7	256.6	254.5	253.2	250.7	248.1
7.5°	270.5	270.1	269.2	268.4	268.4	268.0	265.0	262.9	260.4	256.6	253.6
10°	282.3	281.9	281.0	279.8	279.8	279.4	276.4	273.0	270.9	266.3	262.5
12.5°	295.0	293.7	293.3	292.4	291.6	291.6	289.1	285.7	284.0	278.9	275.1
15°	305.5	304.7	304.3	303.8	303.4	302.6	300.5	297.5	296.2	292.0	289.1
17.5°	315.7	315.7	316.1	315.2	314.8	314.0	312.7	311.9	310.6	306.8	305.1
20°	327.5	327.5	328.3	327.9	327.5	328.7	328.3	327.9	327.9	324.5	323.2
22.5°	341.4	341.0	342.2	341.8	342.2	343.5	345.2	344.3	346.0	343.9	343.1
25°	357.4	357.0	358.3	359.1	360.0	360.8	364.2	365.0	367.1	366.7	365.0
27.5°	375.6	376.0	376.4	378.5	379.8	380.6	385.3	387.8	392.0	390.3	392.0
30°	396.7	398.8	400.5	402.6	403.0	403.8	411.4	414.0	416.1	417.4	419.9
32.5°	425.8	427.1	427.5	430.0	430.9	432.1	440.1	443.5	446.5	446.9	451.5
35°	461.2	462.1	463.4	464.6	466.3	465.5	474.7	479.8	483.6	484.0	489.1
37.5°	508.1	505.1	506.4	504.7	502.2	502.2	505.1	510.2	514.4	517.8	522.9
40°	564.2	562.1	561.7	557.9	553.7	549.9	548.2	551.1	554.5	557.5	563.8
42.5°	628.4	626.2	619.1	616.5	609.4	605.1	593.7	595.0	600.9	602.6	606.4
45°	703.5	695.9	693.3	677.7	674.8	668.9	647.3	645.7	650.7	651.1	648.6
47.5°	789.1	783.6	777.7	766.8	755.4	745.7	712.8	695.4	700.9	700.5	688.3
50°	882.4	881.5	872.7	865.5	855.4	841.5	782.8	751.2	755.4	751.6	729.2
52.5°	971.4	968.9	968.5	963.0	959.2	954.6	883.2	828.8	819.1	811.1	782.4
55°	1065.1	1071.4	1067.2	1076.1	1082.8	1082.0	1052.5	972.7	923.3	917.0	873.1
57.5°	1221.3	1236.4	1256.7	1257.5	1275.7	1301.9	1355.0	1297.6	1174.0	1149.5	1090.9
60°	1400.2	1439.4	1490.1	1515.0	1553.8	1594.3	1727.6	1736.5	1563.5	1469.0	1361.4
62.5°	1580.0	1631.4	1691.4	1730.2	1778.3	1809.9	1950.9	1984.6	1826.8	1652.5	1475.3
63°	1617.9	1670.7	1722.6	1760.6	1801.1	1830.2	1956.8	1992.2	1841.2	1653.0	1468.1
65°	1637.8	1687.1	1727.6	1761.4	1788.4	1808.3	1908.3	1946.7	1822.2	1591.8	1387.5
67.5°	1487.1	1566.4	1617.5	1658.4	1685.9	1713.3	1805.3	1829.4	1741.2	1472.8	1265.1
70°	1231.0	1322.5	1403.1	1466.9	1514.1	1555.9	1652.5	1636.1	1560.1	1279.9	1073.1
72.5°	905.6	985.4	1063.9	1136.0	1197.6	1250.8	1314.5	1165.6	1049.9	851.2	742.7
75°	608.9	626.2	662.1	698.0	720.3	735.5	696.3	554.9	450.7	404.3	353.6
77.5°	359.5	347.7	349.0	340.1	334.2	333.0	279.4	155.3	81.9	83.6	87.8
80°	287.0	273.9	259.9	244.3	234.2	223.2	181.9	99.6	35.4	28.7	30.0
82.5°	232.1	228.7	221.1	205.1	189.1	170.1	130.0	95.8	20.3	16.0	17.3
85°	45.2	50.6	45.6	49.8	37.1	35.0	20.7	22.4	8.0	7.2	8.9
87.5°	1.7	1.7	1.7	1.7	1.7	1.7	1.7	1.7	1.7	1.7	3.4
90°	0.0	0.0	0.0	0.0	0.0	0.0	0.0	0.0	0.0	0.0	0.0





REPORT NUMBER: P139438

CATALOG NUMBER: ENT-E01-LED-E1-BL2-8030

**CANDELA DISTRIBUTION (continued):**

	105°	115°	125°	135°	145°	155°	165°	175°	180°
0°	244.8	244.8	244.8	244.8	244.8	244.8	244.8	244.8	244.8
2.5°	243.1	241.4	240.1	238.4	237.6	236.3	235.9	234.6	235.1
5°	243.9	241.0	238.4	235.9	234.2	233.4	232.5	231.7	231.7
7.5°	248.1	244.3	241.4	238.4	237.2	235.5	235.1	233.8	233.8
10°	257.0	252.8	249.0	245.6	243.9	241.8	241.0	239.7	239.7
12.5°	270.1	266.3	262.1	257.0	253.6	251.1	249.0	248.1	248.1
15°	284.8	281.9	278.5	271.8	266.3	261.6	257.4	255.7	255.3
17.5°	302.6	300.0	296.7	289.1	280.2	270.5	263.3	259.9	259.5
20°	324.1	321.6	316.5	305.9	292.0	276.8	265.4	260.4	259.9
22.5°	346.0	346.0	337.6	320.3	299.6	279.4	264.2	257.4	256.2
25°	370.1	371.4	358.7	331.7	303.8	278.1	258.7	250.2	248.6
27.5°	399.2	397.9	376.8	340.6	304.3	273.0	249.8	239.7	238.0
30°	431.3	422.8	391.6	345.6	301.3	263.7	238.0	226.6	225.3
32.5°	463.4	445.2	402.6	346.5	292.9	250.2	222.4	210.6	208.9
35°	497.5	465.0	409.3	341.8	278.9	232.1	203.0	191.6	189.9
37.5°	526.2	480.2	411.4	329.6	257.8	211.0	185.3	173.4	170.5
40°	552.4	491.2	407.6	309.7	234.2	190.3	166.7	156.6	155.7
42.5°	576.4	496.3	394.1	284.0	210.6	172.6	151.1	141.4	140.5
45°	595.0	492.9	371.4	255.7	191.2	157.4	137.1	128.3	126.6
47.5°	606.8	480.7	340.1	232.1	175.1	141.8	122.0	112.7	111.0
50°	616.1	462.5	308.5	214.0	159.5	125.8	106.3	97.9	96.6
52.5°	628.4	439.3	281.0	197.5	141.4	107.6	90.3	82.3	81.0
55°	655.4	419.5	261.6	179.3	122.0	88.6	74.3	69.2	67.5
57.5°	746.9	426.2	249.4	157.4	99.6	71.3	61.6	58.7	58.2
60°	843.1	454.9	243.5	132.1	77.2	57.8	52.3	51.5	51.1
62.5°	838.1	429.2	219.0	103.8	59.5	47.7	45.2	45.6	45.6
63°	821.2	413.6	211.0	97.5	56.5	46.4	43.9	43.9	43.9
65°	719.1	350.7	171.3	73.8	47.3	41.4	39.2	39.7	40.1
67.5°	593.7	253.2	112.7	51.5	42.6	37.6	35.0	34.2	34.2
70°	454.1	170.5	66.7	44.7	42.2	35.0	30.8	30.0	30.0
72.5°	297.9	104.2	45.2	44.7	41.8	33.3	28.7	27.0	27.0
75°	136.7	51.5	37.6	43.0	39.7	30.8	25.3	23.2	22.8
77.5°	53.2	32.5	33.8	36.3	30.8	25.3	22.8	21.1	20.7
80°	30.8	26.2	29.5	26.2	22.4	19.4	19.4	18.1	17.7
82.5°	22.4	22.4	22.8	19.0	16.9	16.0	16.0	14.8	14.3
85°	16.0	16.5	19.0	15.2	13.1	11.4	10.5	10.5	10.1
87.5°	8.0	13.1	10.5	6.3	5.9	5.5	5.5	5.5	5.1
90°	0.0	0.0	0.0	0.0	0.0	0.0	0.0	0.0	0.0

(END OF REPORT)